



Vignette

The Rowlett, Texas Photography Club's Newsletter
Issue #3 - 2/7/15

Rowlett, Texas

About the Photography Club

The Rowlett, Texas Photography Club was founded in December 2014 by photo enthusiasts from the area wanting to meet on a regular basis to discuss, show, and enjoy photography with other photographers.

Feel free to invite other photographers from the area to come to one of our meetings to enjoy photography with us!

Our Facebook group can be found at:
<https://www.facebook.com/groups/760444860701826/>

Our Meetup group can be found at: <http://www.meetup.com/Rowlett-Texas-Photography-Club-Meetup/>




This issue Sara Wilmes Del Regno's photography is covered on page 9! Photo (c) 2015 by Sara. Used with permission.

Upcoming Events

2/3/15: Monthly Meeting @ Rowlett Community Centre

2/21/15: Male Subject Posing in Garland, Texas

Check out the Facebook Group Events Calendar for details!



Check out our Sunset photo walk on January 24th: <https://www.youtube.com/watch?v=BNi74Yed0o8>

Sunset & HDR Photo Walk Photos from January 24, 2015
Photos (c) 2015 by the respective photographer.



David Chewning



Blast from the Past #1
Photos (c) 2015 by the
respective photographer.

Christa Lydon Barlow



Tony Morrison



Clay Eakins




Claudia McCarty




Brittany Ebany



Frank Richard Brown



Ron McCarty



Katie Patterson





"Bubble Gum and Bailing Wire"

(c) 2015 by Ronald McCarty. Used with permission.

Trash Can Photography: Weekly Photo Themes

The club has weekly photo themes. Check out our Facebook group page for more information and to participate.

Week 4 Ain't got time for all that! Week:
February 1-7

Week 5 Love Week: February 8-14

Week 6 Smart phone pictures don't have to be
selfies. February 15-21

Week 8 A tribute to Jay Maisel Week:
February 22-28

Week 9 Americana: March 1-7

Week 10 Beauty is in the eye of the beholder:
March 8-14

Educational Resources

Here are some great educational resources that may help you on your photography journey. Drop Ron a line if you would like to include a resource in the future newsletter.

B&H on Youtube: <https://www.youtube.com/user/BHPhotoVideoProAudio>

FroKnowsFoto Youtube: <https://www.youtube.com/user/JaredPolin>

AdoramaTV: <http://www.adorama.com/ALC/category/AdoramaTV>

KelbyOne: <http://kelbyone.com/>

Lynda Training: <http://www.lynda.com>



(c) 2015 by Ronald McCarty
Used with permission.

Tidbits

**Daylight Savings time
starts Sunday March 8th!**

Vignette - Blast from the Past - Focus on Monte Nichols



Photos (c) 2015 by Monte Nichols

Blast from the Past due dates


#4 - 2/7/15
#5 - 2/15/15

Why review your older pictures?

1. Time can help you lose emotional attachment created by effort. (A picture that took 2 hours to take isn't necessarily any better because of the time investment.)

2. Family and friends photos can rekindle and reinforce relationships.

3. Improvements in your portfolio can be appreciated.



Participate in our Blast from the Past activities to revisit and share your photography!





Call for Articles

The club newsletter is in need of photography articles. Have you recently learned or experienced something worth sharing? Do you know some tips and tricks in a specific genre of photography? Do you just enjoy sharing your thoughts about photography?

If so, we need three types of articles:

Single Exposures: one picture with several words to describe the picture.

Minis: three to four pictures with a paragraph or two covering the photographs. This could be a series (for example, motorcycles) or an event, such as a parade.

Feature article: three or more pictures with a detailed write up of three or more paragraphs covering a subject in detail.

If you are interested in writing, but need ideas, here are some suggestions to align with the seasons:

February: Valentines, end of winter, Texas highways, early spring.

March: Spring, Texas wild flowers, weddings, gardens, fountains.

April: spring colors, in with the new, landscapes, cityscapes, outdoor music.

May: car shows, music festivals, swimming, start of summer.

Photos (c) 2015 by Tony Morrison. Used with permission.



Shout out!



Rockwall Art League by Allen Weekley

The Rockwall Art League was established in 2000 in Rockwall, Texas. The purpose was to create a forum for area artists to:

- share ideas, communicate, and support each other;
- bring an awareness of fine art to the community, and
- provide scholarships to support the efforts of talented high school students.

These goals are being realized through annual exhibits, programs, studio tours and the Tom Collins Memorial Scholarship. The Rockwall Art League holds a Fine Art Show every fall, and for the last two years has also hosted a Members show at The Harbor on Lake Ray Hubbard. The Tom Collins Memorial Scholarship provides scholarships for high school students that show promise as artists. The Rockwall Art League also sponsors the ArtReach program to introduce art to people with mental, emotional, and physical challenges.

Rockwall Art League shows always have strong entries in the Photography category. This category often has more entries than any other category. Monthly meetings are held at the community center in Harry Myers Park in Rockwall. The meetings usually include a demonstration and lecture by a well known artist. The next meeting is January 28th at 6:00 PM.


The Rockwall Art League is a member of the Rockwall Chamber of Commerce, The Old Town Shoppes of Rockwall and is supported in part by grants from the City of Rockwall Hotel Motel Tax Revenue and the Rockwall County Alliance for the Arts. The League appreciate their ongoing support. Find out more at these links:

<http://www.rockwallartleague.org>

<http://www.rockwallartleague.org/newsletters/>

<https://rwallartleague.squarespace.com/2014fall>





Light Painting

During our February 3rd meeting, Ron McCarty will be presenting a how-to on Light Painting.

Bring your cameras and tripods if you would like to get some hands on with it!

All three photos on this page were created using "light painting".



Feature Article: How I became hooked on Photography - Sara Wilmes Del Regno

My husband had gotten us the Nikon D40 a few years back but I really had no idea what I was doing. So in the Fall of 2012 I decided to start taking photography classes at Richland College. At this point I had taken 3 photography classes, and 2 Photoshop classes and I had one 2nd place in the State Fair with one of my BW Shots and had 2 of my pictures as runner up for the State Fair. For my 2nd Independent Study, I decided to focus solely on skateboarding. Over the years I have very much enjoyed watching my son Andrew skate and was just amazed at what all could be done with a skateboard.

Having watched him and knowing where a trick would land, I was able to capture some amazing shots. It was difficult narrowing down the shots to just six for my midterm and 12 for my final portfolio. You became attached to all of them. This semester we were also required to create a book using at least 30 of our photographs. So I completed my first book, "Taking Flight, Capturing the freedom of expression on jump at a time".

These shots are a few of my favorites. Looking back at them now, I am still able to see ways I could have improved them but knowledge comes with practice so this book, is where I was at that time.

I admired Andrew for not just allowing me to hang out with him at 17 but asking me to please come to the park to take pictures after all he had a new trick. I've not been in a while and know that when I do, I'll get hooked again.

Photos on this page were taken at Allen State Park in September 2012.

Top right picture: Andrew coming out of the bowl but I was outside the bowl. I wanted one without the rails showing.

Middle right: Picture with Rail behind him

Bottom: I took this shot from the bottom of the bowl. I wanted to capture the height of him coming out. Nikon D7000, ISO 200, 1/800 at f4. Used wide angle lens.
-Sara Wilmes Del Regno





